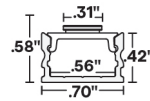





ESSENTIALS LALO-FLAT-DIMMER (01) STATIC COLOR

24VDC Linear Fixtures - Surface & Recessed



- Shallow, low-profile fixture for surface or recessed installations
- Choose from diffused, polar, frosted, or clear lens options for varying diode visibility and beam angles
- Flanged design merges light source with surface
- Built-in dimming module
- Mounting options include stainless steel clips, magnets, and low-profile magnet mounts
- Features painted end caps to match extrusion finish
- Red, Green, Blue or Amber LEDs available
- Q-Tran Red & Amber LED products are Florida Fish and Wildlife Conservation Commission certified, making them safe for turtles and other wildlife

INFORMATION REQUIRED FOR LIGHTING SCHEDULE

1	2	3	4	5	6
PRODUCT	WATTS/ FT	CCT	RATED	EFFICIENCY	LENS
LL1SC-ID	5.0		DRY	STD	

ADDITIONAL INFORMATION REQUIRED TO ORDER

7	8	9	10	11	12	13	14	15
WIRE INPUT/ OUTPUT	CONNECTOR/ WIRE IN	CONNECTOR/ WIRE OUT	WIRE COLOR	WIRE TYPE	MOUNTING	FINISH	LENGTH (IN)	EXACT/ OPTIMAL

Sample Part Number: LL1SC-ID-5.0-GR-DRY-STD-DF-P1-BW-BW-BK-CL2-SST-BK-48"-E

1 PRODUCT LL1SC-ID See following pages for compatible power supplies.	2 WATTS/FT 5.0 5.0W/ft	3 CCT A Amber B Blue G Green R Red	4 RATED DRY IP20	5 EFFICIENCY STD Standard	6 LENS DF Diffused PR Polar FR Frosted CL Clear For representation of LED visibility, see Diode Visibility section on following pages. For beam angles, see Photometric Performance section on following pages			
7 WIRE INPUT/OUTPUT SINGLE (Input only) S1 End Feed S2 Bottom Feed PASS THROUGH (Input/output) P1 End Feed P2 Bottom Feed	8 CONNECTOR/WIRE IN BW Bare Wire (Standard 24") BRL Barrel CON6 Connector 6" CON24 Connector 24" BW Bare Wire (Standard 24") BRL Barrel CON6 Connector 6" CON24 Connector 24"	9 CONNECTOR/WIRE OUT CLS Closed End (No feed) BW Bare Wire (Standard 24") BRL Barrel CON6 Connector 6" CON24 Connector 24"	10 WIRE COLOR WH White BK Black N/A For Barrel wet barrel only available in black	11 WIRE TYPE CL2 Class 2 CL2P Plenum Rated N/A For Barrel CL2P only available with bare wire leads (BW)	12 MOUNTING SST Stainless Steel M4 Low Profile Magnet MG Magnet	13 FINISH ST Satin BK Black CU Custom Custom finishes require a longer lead time, consult factory	14 LENGTH (IN) Minimum length is 12", maximum length is 98" not including end caps. Contact us for lengths under 12".	15 EXACT/OPTIMAL O Optimal Illumination E Exact Specified Length Exact fixtures match the exact length you specify, but they may have dim spots at the ends. Optimal fixtures are slightly shorter than the length specified, but provide full illumination from end to end. See Exact/Optimal Fixture Length charts.

For continuous mounting, consider bottom feed.

BW: Standard length is 24". Max length is 120".
Request custom length by writing in part number next to BW (example: BW48)

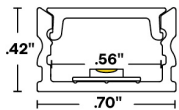
BW: Standard length is 24". Max length is 120".
Request custom length by writing in part number next to BW (example: BW48)



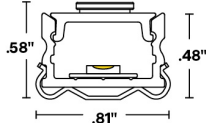
ESSENTIALS LALO-FLAT-DIMMER (01) STATIC COLOR

24VDC Linear Fixtures - Surface & Recessed

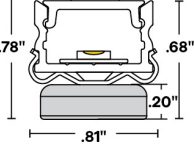
1 PRODUCT - DIMENSIONS



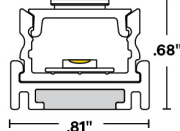
Profile with flat lens



Profile with flat lens, inline dimmer and stainless steel mounting clip



Profile with flat lens, inline dimmer and magnet mounting clip



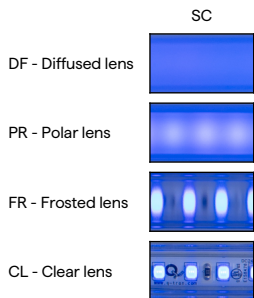
Profile with flat lens, inline dimmer and low profile magnet

2 DELIVERED LUMENS

[Calculated L70 = 30000 hrs]
Tested with LL1SC-5.0-**-DRY-STD

	Red		Green		Blue		Amber	
	LM/FT	WAVELENGTH	LM/FT	WAVELENGTH	LM/FT	WAVELENGTH	LM/FT	WAVELENGTH
CL	82	633	444	517	115	466	74	597
FR	82	633	443	517	115	466	74	597
PR	74	633	399	517	103	466	67	597
DF	66	633	358	517	93	466	60	597

6 DIODE VISIBILITY



PHOTOMETRIC PERFORMANCE

Nominal beam spread shown, beam spread varies based on light engine. For more detailed information, see photometric data.



Clear 78°



ESSENTIALS LALO-FLAT-DIMMER (01) STATIC COLOR

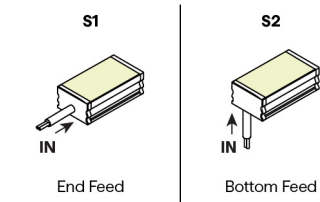
24VDC Linear Fixtures - Surface & Recessed

TEMPERATURE RATINGS

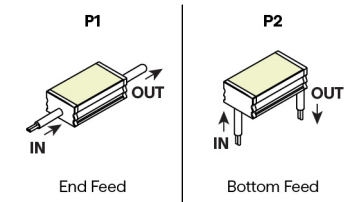
	5.0 W/FT	
	Min	Max
Ambient Operating Temp - Surface	-4°F	115°F
Storage Temp	-4°F	140°F
Install Temp	50°F	100°F

7 WIRE INPUT/OUTPUT

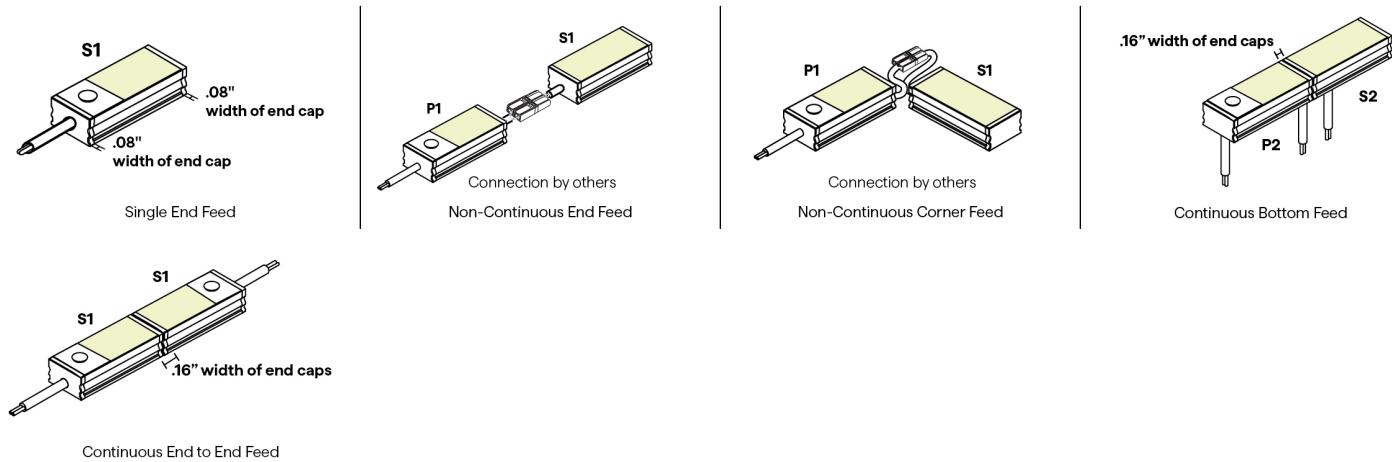
SINGLE (Input only)



PASS THROUGH (Input/Output)

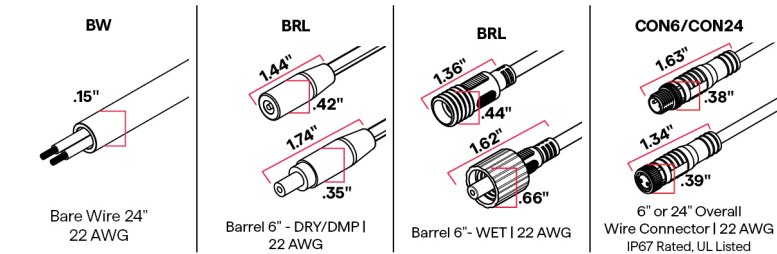


CONFIGURATION OPTIONS



8 / 9 CONNECTOR/WIRE - IN/OUT

Connector/Wire In or Out not needed to specify product. Standard configuration is BW for Wire In and CLS for Wire out



10 WIRE COLOR



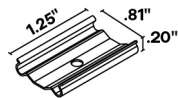


ESSENTIALS LALO-FLAT-DIMMER (01) STATIC COLOR

24VDC Linear Fixtures - Surface & Recessed

12 MOUNTING

SST



Stainless Steel Clip

2 clips provided for 4' or less; 4 clips provided for greater than 4'

To order separately use SST-01

Each clip comes with a #4 x 5/8" Flat Head SS

M4



Low Profile Magnet

One M4 provided per foot.

To order separately use MG-04

MMA-04



Magnet Mount Accessory for M4

Sold separately, to order use MMA-04

Each bracket comes with 2 #6 x 5/8" Flat Head SS

Required when mounting to a non-magnetic surface

MG

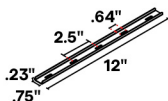


Magnet Clip

One MG provided per foot

To order separately use MG-01

MMA-01



Magnet Mount Accessory of MG-01

Sold separately, to order use MMA-01

Each bracket comes with 2 #6 x 5/8" Flat Head SS

Required when mounting to a non-magnetic surface

13 FINISH



Satin

Black

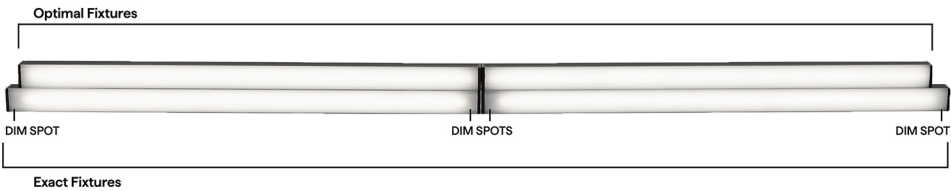
Custom finishes require a longer lead time, consult factory

14 EXACT/OPTIMAL FIXTURE LENGTH

[E/O Length Calculator →](#)

[E/O Explained →](#)

Exact fixtures are the exact length specified. Optimal fixtures' length is rounded down based on LED cut points to allow the fixture to be illuminated end to end. For runs with multiple fixtures that need to fill a specific length, it's recommended to order all optimal fixtures with an exact fixture at the end of the run.





ESSENTIALS LALO-FLAT-DIMMER (01) STATIC COLOR

24VDC Linear Fixtures - Surface & Recessed

SC DRY LENGTHS BY INCH

EXACT LENGTH

Requested Length	Potential dim spot on either end of a S1 fixture S1 End Feed
12"	1"
13"	0.5"
14"	1"
15"	0.5"
16"	1"
17"	0.5"
18"	1"
19"	0.5"
20"	1"
21"	0.5"
22"	1"
23"	0.5"
24"	1"
36"	1"
48"	1"
60"	1"
72"	1"
84"	1"
96"	1"

OPTIMAL LENGTH


Requested Nominal Length	S1 & S2		P1 & P2	
	S1 End Feed	S2 Bottom Feed	P1 End Feed	P2 Bottom Feed
12"		10.41"		10.66"
13"		12.41"		12.66"
14"		12.41"		12.66"
15"		14.41"		14.66"
16"		14.41"		14.66"
17"		16.41"		16.66"
18"		16.41"		16.66"
19"		18.41"		18.66"
20"		18.41"		18.66"
21"		20.41"		20.66"
22"		20.41"		20.66"
23"		22.41"		22.66"
24"		22.41"		22.66"
36"		34.41"		34.66"
48"		46.41"		46.66"
60"		58.41"		58.66"
72"		70.41"		70.66"
84"		82.41"		82.66"
96"		94.41"		94.66"


COMPATIBLE POWER SUPPLIES


See power supplies cut sheets for more information. Data subject to change, all data has +/- 5% tolerance.


DIMMING PROTOCOL	INDOOR
	SC
Non-Dim	QTM-eLED-ND QZ-ND


COMPATIBLE MOUNTING ACCESSORIES


HINGE - HMB-M

1.41" 0.71"
Adjustable mounting bracket - Medium


HINGE - HMB-L

1.46" 1.29"
Adjustable mounting bracket - Large


HINGE - HMB-XL

1.46" 4"
Adjustable mounting bracket - XLarge


Q-PIVOT

0.75" 1.03"
Small mounting accessory

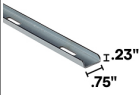
Q-ANGLE

2.23" 1.38"
Adjustable mounting accessory


QUOVA-STANDARD

QUOVA Knife Edge

VHB

Double sided mounting tape

NJ-MEDIUM

J Mounting Bracket

SD-L-MEDIUM

L Mounting Bracket

MMA-01

1.23" 0.75"
Magnet Mount Accessory of MG-01








MMA-04

1.19" 0.93"
Magnet Mount Accessory of MG-04



ESSENTIALS LALO-FLAT-DIMMER (01) STATIC COLOR

24VDC Linear Fixtures - Surface & Recessed

COMPATIBLE WIRING ACCESSORIES

Q-mini-J  2" 1.25" UL Listed, miniature junction box, DRY/DMP (WET rated with silicone)	Q-mini-J5  2.80" 2.27" UL Listed, miniature junction box, DRY/DMP (WET rated with silicone)	BARREL-EXT  8ft barrel cable extender DRY ONLY	BARREL FOUR-FER  Splits lead from one to four LED Barrel connector fixtures, DRY/DMP	CON120-EXT  10ft Con cable extender DRY/DMP/WET	CON FOUR-FER  Splits lead from one to four LED Con connectors DRY/DMP/WET	CON M - BARREL F  Male con to barrel cable adaptor DRY/DMP
---	---	---	--	--	--	--

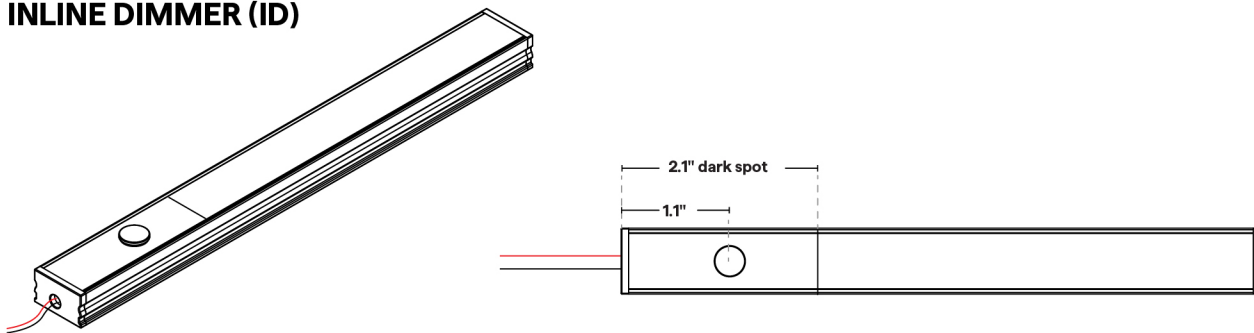
COMPATIBLE APPS

NFC APP



Read and write DMX addresses and adjust voltage

INLINE DIMMER (ID)



- On/off and dimming functionality
- 24VDC
- 4A DC max / 96W
- Dimming down to 4%
- Use with non-dimming driver